
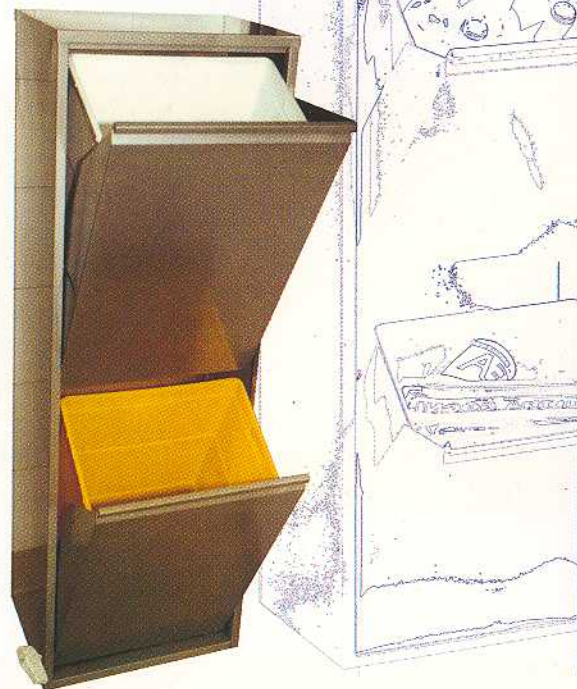


# MOBILECO 50 LITRI




**ART. MEI02-50  
INOX**

Mis. mm. 300 x 450 x 1250 (h) - N.2 secchi da 50 lt.



**ART. MEA02-50  
GRIGIO**

Mis. mm. 300 x 450 x 1250 (h) - N.2 secchi da 50 lt.



**ART. MEA02-50  
BIANCO**

Mis. mm. 300 x 450 x 1250 (h) - N.2 secchi da 50 lt.

- Inox Aisi 430 S.B. con protezione
- Possibilità montaggio pedale automatico
- Verniciatura tipo eposipoliestere
- Montaggio pedale zincato per apertura automatica
- Cassetti smontabili

## CARATTERISTICHE TECNICHE